

RL-H4C Packages



RL-H4C Dry-cell Battery Package

RL-H4C Laser
LS-80L Sensor
Sensor Holder 6
D/LR20 Battery x 4
DB-74 Battery Holder
AA/LR6 Battery x 2
User Manual
Carrying Case



RL-H4C Rechargeable Battery Package

RL-H4C Laser
LS-80L Sensor
Sensor Holder 6
BT-74Q Ni-MH Rechargeable Battery Pack
DB-74C Battery Holder
AD-15 AC/DC Converter
AA/LR6 Battery x 2
User Manual
Carrying Case

TOPCON CORPORATION

75-1 Hasunuma-cho, Itabashi-ku, Tokyo 174-8580, Japan
Phone: (+81)3-3558-2993 Fax: (+81)3-3960-4214
www.topcon.co.jp

RL-H4C Specifications

Working Range (Diameter)	800m (2,620ft.) w/LS-80L sensor
Horizontal Accuracy	±10" (±1.5mm@30m, ±1/16in.@100ft.)
Self-Leveling Range	±5°
Slope	Single-Axis, Manual Slope Matching
Laser Source	Red Laser Diode, 635nm (Visible)
Laser Class	CDRH (FDA) Class IIIa / IEC Class 3R
Rotation Speed	600rpm
HI Alert	Warning on both of RL-H4C and laser sensors
Low Battery Warning	Warning on both of RL-H4C and laser sensors
Dust and Water Protection	IP66 (IEC 60529)
Operating Temperature	-20°C to +50°C (-4°F to +122°F)
Dimension	177(L) x 196(W) x 217(H)mm (7.0(L) x 7.7(W) x 8.5(H)in.)
Weight	2.4kg (5.3 lbs) including four D/LR20 batteries 2.6kg (5.7 lbs) including BT-74Q rechargeable battery
Power Supply*	Four D/LR20 dry-cell batteries BT-74Q rechargeable battery pack (Ni-MH 7000mAh) AC 100V to 240V (AD-15 AC/DC Converter and BT-74Q Battery Pack required)
Operating Time at 20°C (68°F)	Approx. 100 hrs w/alkaline batteries Approx. 60 hrs w/BT-74Q rechargeable battery
Recharging Time for BT-74Q	Approx. 13 hrs

* RL-H4C "Rechargeable Battery Package" includes all accessories necessary for three power sources.

LS-80L Laser Sensor

On-Grade Precision	High	±1mm (±0.04in.)
	Normal	±2mm (±0.08in.)
Grade Information Channel	9 Channels (plus high/low out of range)	
Beam Detection Width	50mm (2.0in.)	
Display	LCD on each side	
Buzzer	Loud/Low/OFF	
Icons for RL-H4C Warnings	HI Alert, Low Battery	
Battery Level Indicator	LCD Icon	
Auto Shut-off	Approx. 30 minutes	
Dust and Water Protection	IP66 (IEC 60529)	
Operating Temperature	-20°C to +50°C (-4°F to +122°F)	
Dimension	146(L) x 76(W) x 26(H)mm (5.7(L) x 3.0(W) x 1.0(H)in.)	
Weight	190g (6.7oz.) including two AA/LR6 batteries	
Battery	Two AA/LR6 dry-cell batteries	
Operating Time at 20°C (68°F)	Approx. 120 hrs w/alkaline	

Laser Sensor Lineup

Sensor	LS-80L	LS-90	LS-80A	LS-80B
Working Range (dia.)*	800m(2,620ft.)	700m (2,230ft)		
On-grade Precision	±1mm/±2mm			
Grade Information Channel	9	9	9	5
Display	LCDx2	LCDx2+LED	LCDx2	LCDx1
RL-H4C Warning Icons	Y	Y	Y	Y
Bubble Tube	n/a	Y	n/a	n/a
Remarks	Standard for RL-H4C	Option for RL-H4C		

* When used with RL-H4C laser. Working range varies depending on the rotating laser to be used.

- Specifications subject to change without notice.
- Other trademarks and trade names are those of their respective owners.

Your local Authorized Topcon dealer is:

RL-H4C

Long-Range Self-Leveling Construction Laser




800m (2,620ft.) Working Range 100h/60h Long Battery Life

- Wide Working Range for All Type of Projects
- High Accuracy ±10" (±1.5mm@30m, ±1/16in.@100ft.)
- Easy Operation
- Slope Matching Capability
- 3 Power Sources
- 100h/60h Long Battery Life*
- Large Dual Handles
- IP66 Dust/Water Protection
- LS-80L Long-range Sensor
- Stackable Carrying Case

* 100 hours with alkaline batteries, 60 hours with Ni-MH rechargeable battery

Durability, Range, Accuracy, Versatility, and Cost-effectiveness Far Exceeding Conventional General Construction Lasers



800m (2,620ft.) Working Diameter ±10 Arc-seconds Accuracy

The RL-H4C provides horizontal accuracy of ±10 arc-seconds (±1.5mm@30m, ±1/16in. @100ft.) across the 800m (2,620ft.) area in diameter. This is the widest working range in its class. General construction projects – grading, excavating, concrete work for foundation and footing, and other exterior works – are perfect applications for the RL-H4C.



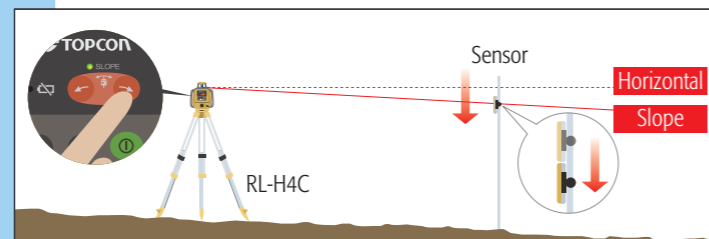
The RL-H4C, an innovative next generation self-leveling rotating laser, satisfies the increased demands for job site durability, range, accuracy, versatility, as well as cost-effectiveness. All components are newly designed to withstand even extreme conditions, providing the maximum performance over a long period of time.

Slope Matching Capability



Single-axis Manual Slope

Slope matching feature allows for easy grade setting using two arrow buttons. Simply press a button to start tilting the laser, and press it once again when the sensor receives laser on grade.



Superior Stability in Toughest Jobsites

Unlike the pendulum compensators, Topcon's electronic self-leveling mechanism provides a more stable laser even at job sites subject to vibration. If the RL-H4C is jarred or tilted while rotating, its HI Alert system warns the operator by three flashing LED and a sensor's icon to prevent false readings.



RL-H4C
Long-Range Self-Leveling Construction Laser



Easy to Use. All Weather Dependability. Long-Range Sensor. All at Affordable Costs.



Convenient Three Power Sources



LS-80L Long Range Laser Sensor

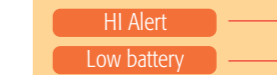
New laser sensor LS-80L offers increased working range* even with other Topcon rotating lasers. It indicates the laser beam position with two LCDs on both sides plus audible tone. The LCD icons also notify the HI Alert and Low Battery warnings of the RL-H4C laser.

* Approximately 20 percent increase.

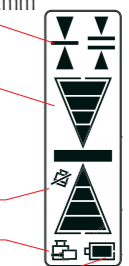
On-grade precision: ±1mm or ±2mm

9-channel grade indication (5mm width per channel)

Warning for RL-H4C laser



Battery level of LS-80L



Tough and Convenient

Stackable Carrying Case

New carrying case offers improved protection and more capacity for additional accessories. Multiple cases can be securely stacked, saving space for storage and transportation.

One case can contain the following accessories:

- Level sensor x 2 ea.
- Sensor holder 6 x 2 ea.
- D/LR20 battery x 4 ea.
- AA/LR6 battery x 11 ea.
- BT-74Q Ni-MH battery pack x 1 ea.
- AD-15 AC/DC converter x 1 ea.
- LS-B10(W) MC laser receiver x 1 ea.
- User manual

* The above list includes optional accessories sold separately.



Focusing on Durability

IP66

Durability and long life of Topcon lasers are ensured through extensive testing under extreme conditions. Environmental tests for the RL-H4C include temperature, humidity, vibration, shock, drop, dustproof, and waterproof, making it the most rugged and reliable rotating laser.



Dustproof: IP6x
Shuts out powder dust of 75µm (0.075mm) in size



Waterproof: IPx6
Withstands powerful water jets from all directions